

## OncoSpot™ BRAF V600E Heterozygous HCT116 Cancer Mutation Cell Line

- Catalog number:** SL706
- Product:** BRAF V600E Heterozygous HCT116 Cancer Mutation Cell Line
- Description:** This product is a HCT116 cell line genetically modified using CRISPR to have one allele with a T->A point mutation at the *BRAF* gene position 1799 in exon 15 and a puromycin marker in intron 16 of *BRAF* for selection, the other allele with a wild type *BRAF* and a puromycin marker in intron 16.
- Genotype:** BRAF (V600E, puro/ V600V, puro)
- Genomic Mutation:** ggtctagctacagTg -> ggtctagctacagAg
- Quantity:** 1 vial of  $2 \times 10^6$  cells; frozen
- Shipping conditions:** Dry ice
- Storage conditions:** Liquid nitrogen vapor phase. Remove the item from the dry ice packaging and check all items for damage and leakage. Place immediately into storage at or below  $-140^{\circ}\text{C}$ , preferably into the liquid nitrogen vapor phase, until use.
- Source of parental line:**  
HCT116  
Organism: *Homo sapiens*, human  
Tissue: colon  
Cell Type: epithelial
- Quality control:** >95% viability before freezing. All cells were tested and found to be free of mycoplasma, bacteria, viruses, and other toxins.
- Safety instructions:** To ensure safety, protective gloves, clothing, and a face mask should be worn when handling frozen vials. Some leakage may occur into the vial during storage. The liquid nitrogen will be converted to gas upon thawing. Due to the nature of nitrogen gas, pressure may build within the vial and possibly result in the vial exploding or losing its cap. This may cause flying debris.
- Thawing procedure:** The vial of cells should be thawed in a  $37^{\circ}\text{C}$  water bath with gentle agitation. For optimal performance, the vial should be thawed in under two minutes. Ensure that the cap of the vial did not loosen upon thawing, and re-tighten as

needed. Spray the vial with 70% EtOH and wipe off. Repeat. Using aseptic technique, add the contents of the vial to 9 ml of complete growth medium (without selection). Centrifuge for 5 min. at 250 xg. Aspirate the medium, being careful not to disturb the pellet. Resuspend in 10 mL of complete growth medium, and place into a culture vessel of your choice. Only add selection to the medium after 24 hours in culture.

**Culture conditions: Complete Growth Medium**

The base medium for this cell line is RPMI1640. For optimal growth and maintenance of selection, add the following components to the base medium: fetal bovine serum to a final concentration of 10%.

**Selection**

Puromycin to a final concentration of 0.6 µg/mL.

**Culture temperature:**

37 °C with 5% CO<sub>2</sub>.

**Subculture**

Replace culture medium with selection-free medium and incubate for up to 6 hours. Rinse the cells and split at 1 x 10<sup>5</sup> viable cells/mL to 1 x 10<sup>6</sup> cells/mL.

**Cryopreservation**

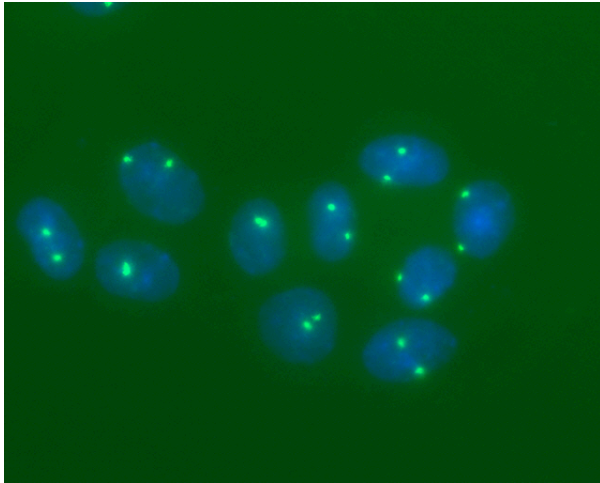
Freeze slowly in complete growth medium supplemented with 5% (v/v) DMSO.

**Mycoplasma**

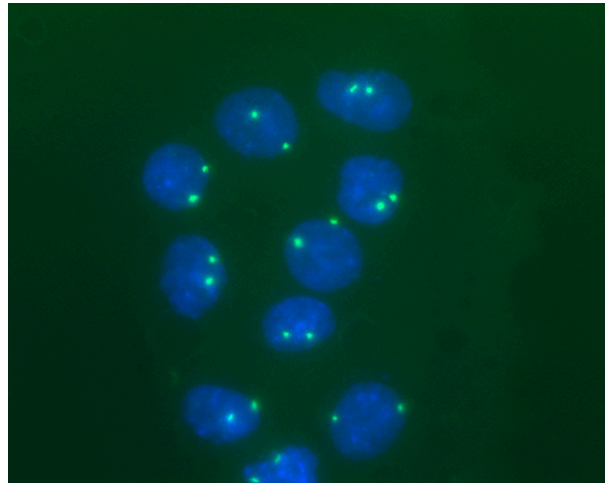
Negative (MycoAlert Mycoplasma Detection Kit from Lonza).

## Product Quality Control

### FISH of BRAF probes in HCT116 cell lines



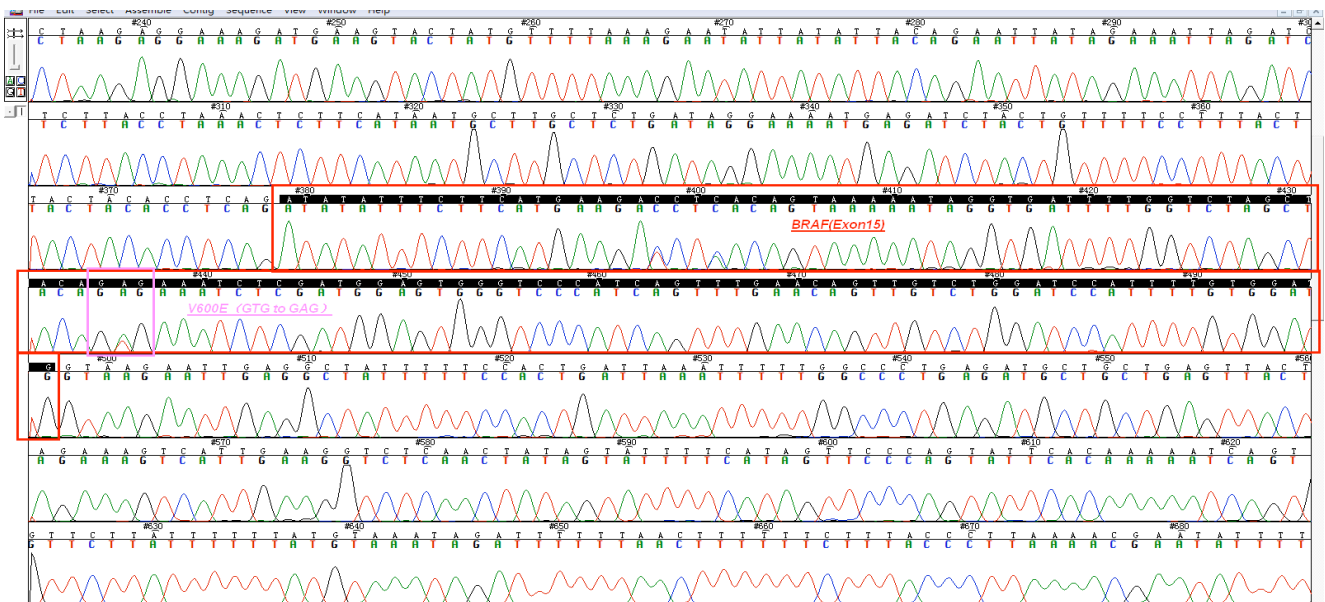
Parental HCT116 cell line



SL706

**Figure 1.** FISH of the Human HCT116 cell lines. GCI VividFISH™ FISH probes CEP7 were hybridized in the parental HCT116 cell line and SL706 mutant cell line. The two green signals are from chromosome 7 centromeres. The cell nuclei are counter stained with DAPI (blue).

### BRAF V600E Sequencing Results



**Citation of product:** If use of this item results in a publication, please use this information:  
OncoSpot™ BRAF V600E Heterozygous HCT116 Cancer Mutation Cell Line (SL706,  
GeneCopoeia, Inc., Rockville, MD).

**Limited Use License**

A limited use license is granted to the Buyer of the Product. The Product shall be used by the Buyer for internal research purposes only. The Product is expressly not designed, intended, or warranted for use in humans or for therapeutic or diagnostic use. The Product must not be resold, repackaged or modified for resale, or used to manufacture commercial products without prior written consent from GeneCopoeia. This Product should be used in accordance with NIH guidelines developed for recombinant DNA and genetic research. Use of any part of the Product constitutes acceptance of the above terms.

Copyright ©2017 GeneCopoeia, Inc.

C9SCL-DS-063015

GeneCopoeia, Inc.

9620 Medical Center Drive, #101

Rockville, MD 20850 USA

Tel: 301-762-0888; Fax: 301-762-3888

Email: [support@genecopoeia.com](mailto:support@genecopoeia.com)

Web: [www.genecopoeia.com](http://www.genecopoeia.com)