

Datasheet for MCF7/Cas9 AAVS1 Cell Line

Catalog number: SL514

Product: MCF7 cell line stably expressing CRISPR Cas9 nuclease

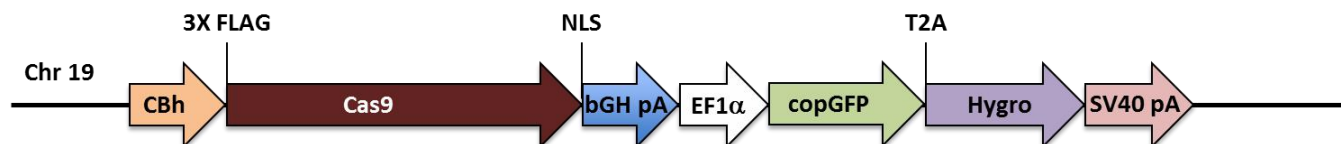
Description: This product is a cell line stably expressing the CRISPR Cas9 nuclease. Cas9 is integrated at the human AAVS1 Safe Harbor locus (also known as PPP1R2C). This cell line also expresses copGFP and the hygromycin resistance gene. In combination with separately transfected or transduced single guide RNAs (sgRNAs), this cell line will sustain double-strand DNA breaks (DSBs) at targeted genome sites. This cell line can be used *in vitro* for gene knockout, transgene knockin, mutagenesis, transgene integration, or other genome editing-related applications

Quantity: 1 vial of 2×10^6 cells; frozen

Shipping conditions: Dry ice

Storage conditions: Liquid nitrogen vapor phase. Remove the item from the dry ice packaging and check all items for damage and leakage. Place immediately into storage at or below -140°C , preferably into the liquid nitrogen vapor phase, until use.

Transgene integration:



Source of parental line:

MCF-7
Organism: *Homo sapiens*, human
Tissue: breast carcinoma
Cell type: Epithelial

Safety instructions: To ensure safety, protective gloves, clothing, and a face mask should be worn when handling frozen vials. Some leakage may occur into the vial during storage. The liquid nitrogen will be converted to gas upon thawing. Due to the nature of nitrogen gas, pressure may build within the vial and possibly result in the vial exploding or losing its cap. This may cause flying debris.

Thawing procedure: The vial of cells should be thawed in a 37 °C water bath with gentle agitation. For optimal performance, the vial should be thawed in under two minutes. Ensure that the cap of the vial did not loosen upon thawing, and re-tighten as needed. Spray the vial with 70% EtOH and wipe off. Repeat. Using aseptic technique, add the contents of the vial to 9 ml of complete growth medium (without selection). Centrifuge for 5 min. at 125 x g. Aspirate the medium, being careful not to disturb the pellet. Resuspend in 10 mL of complete growth medium, and place into a culture vessel of your choice. Only add selection to the medium after 24 hours in culture.

Culture conditions:

Complete Growth Medium

The base medium for this cell line is DMEM Medium. For optimal growth and maintenance of selection, add the following components to the base medium: fetal bovine serum to a final concentration of 10%. human recombinant insulin, 0.01 mg/ml

Selection

Hygromycin to a final concentration of 50 µg/mL

Culture temperature:

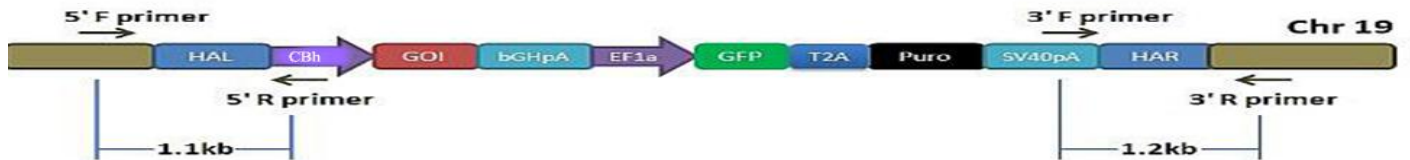
37 °C with 5% CO₂

Subculture:

Rinse the cells with PBS without cations, digest cells with 0.25% (w/v) Trypsin-EDTA (0.53 mM) solution and split at 1:3 to 1:10 ratio.

Quality control: >95% viability before freezing. All cells were tested and found to be free of mycoplasma, bacterial, viruses, and other toxins.

1. Junctional PCR (to confirm the Cas9 gene integration into AAVS1 site)



5' 3' M



5' Junctional PCR

(one primer from chromosomal outside of the 5' homology arm region, the other primer from the Cas9-plasmid region)

5' -Junction-PCR 5'F:ccggaactctgcctctaac
5'R:cggtactggcatatgat

Predict product length: 1100bp

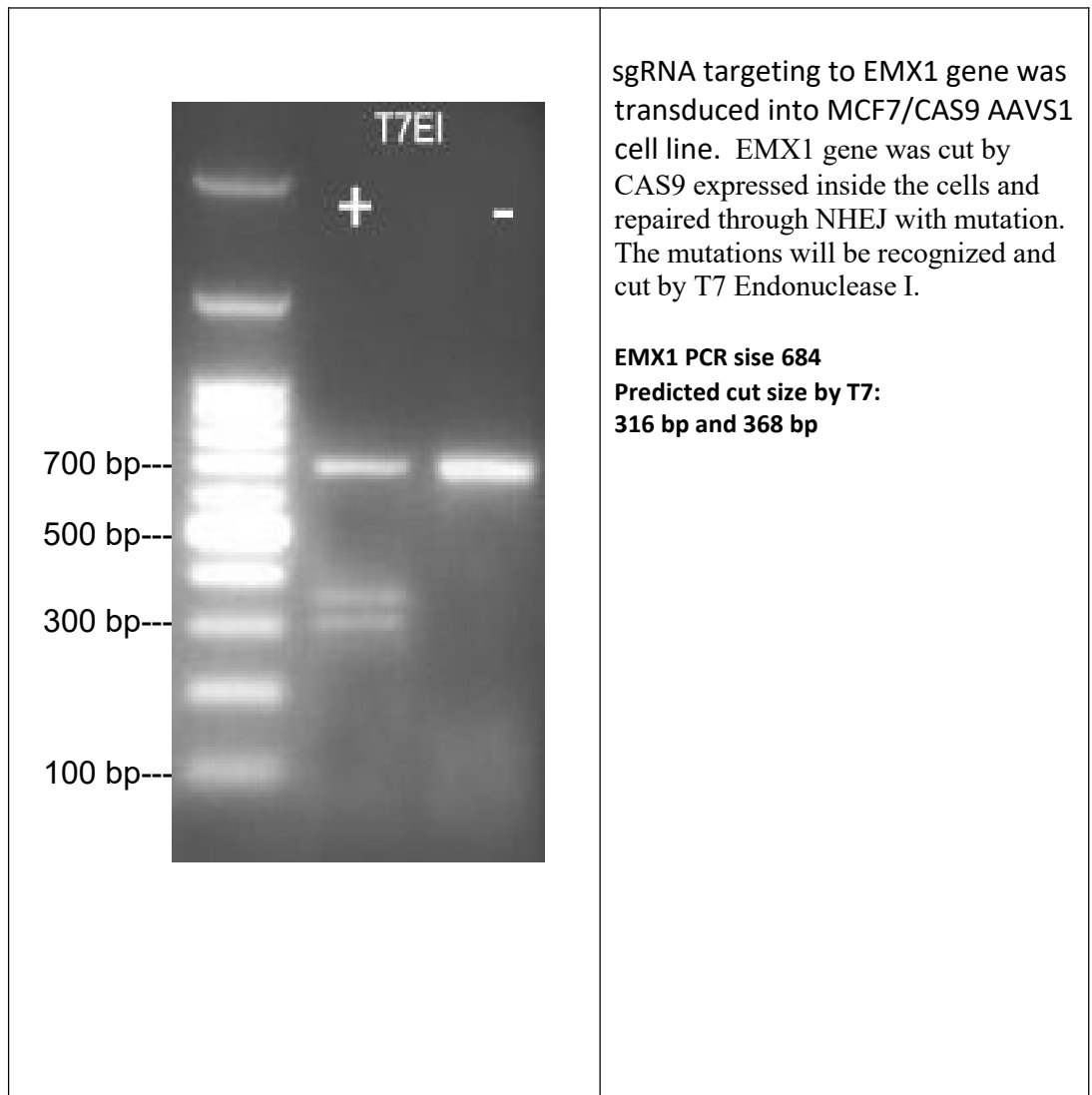
3' Junctional PCR

(one primer from chromosomal outside of the 3' homology arm region, the other primer from the Cas9-plasmid region)

3'-Junction-PCR 3'F:agctatctggtctcccttcc
3'R:tctgggataacccgaagag

Predict product length: 1250bp

2. Cas9 Activity Testing by T7 Endonuclease I (T7E1) Assay



Citation of product: If use of this item results in a publication, please use this information: CRISPR Cas9 stable A549 cell line (SL514; GeneCopoeia, Inc., Rockville, MD)

Limited Use License

A limited use license is granted to the Buyer of the Product. The Product shall be used by the Buyer for internal research purposes only. The Product is expressly not designed, intended, or warranted for use in humans or for therapeutic or diagnostic use. The Product must not be resold, repackaged or modified for resale, or used to manufacture commercial products without prior written consent from GeneCopoeia. This Product should be used in accordance with NIH guidelines developed for recombinant DNA and genetic research. Use of any part of the Product constitutes acceptance of the above terms.

Copyright ©2018 GeneCopoeia, Inc.

C9SCL-DS-032018

GeneCopoeia, Inc.

9620 Medical Center Drive, #101

Rockville, MD 20850 USA

Tel: 301-762-0888; Fax: 301-762-3888

Email: support@genecopoeia.com

Web: www.genecopoeia.com